



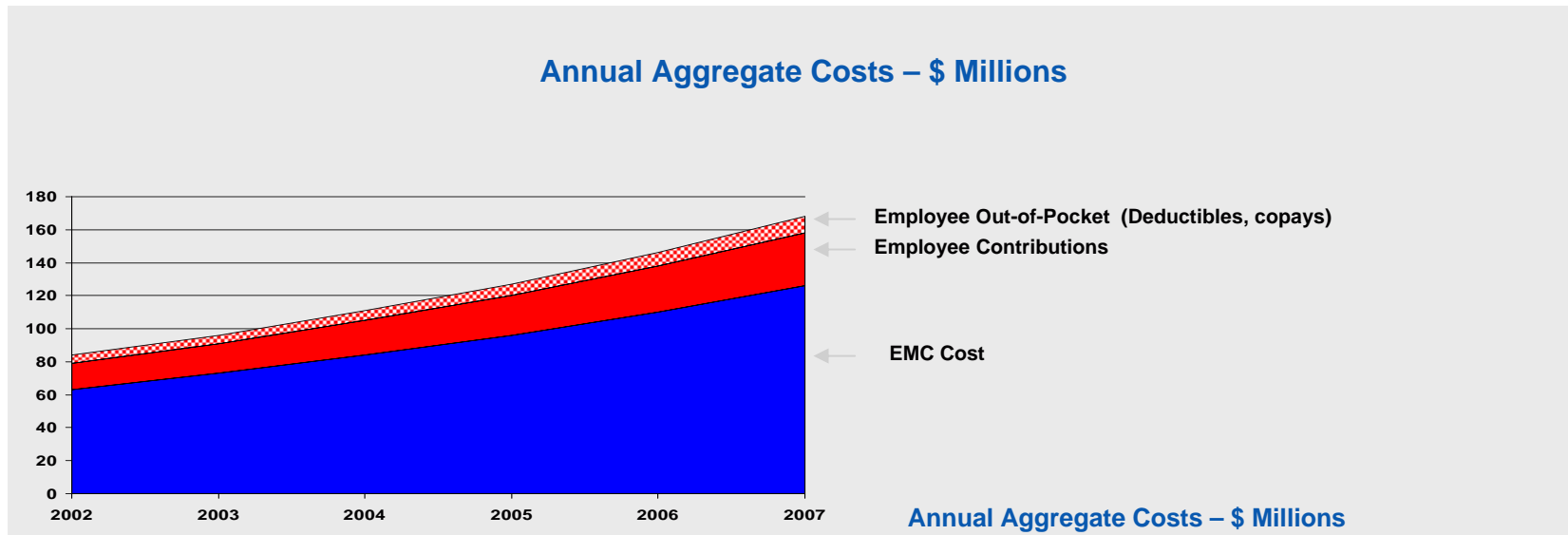
Delia Vetter – EMC Corporation

March 11, 2008

# The Reality

Average Annual Cost Increases Would Double the Annual Cost For EMC and its Employees in Just 5 Years

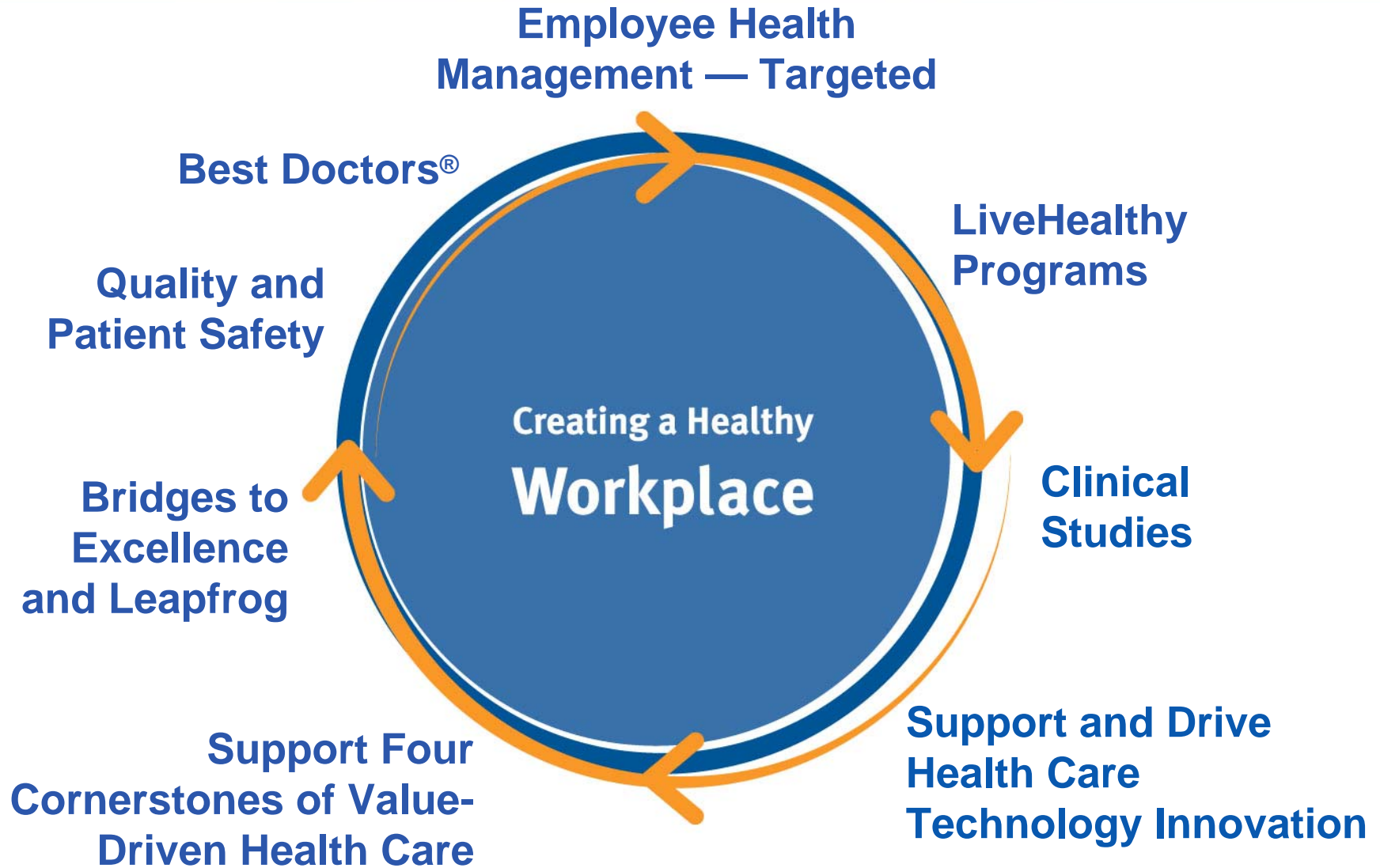
## Shifting Cost To Consumers Not The Answer



To create and maintain a healthy workforce by helping employees and family members improve overall health through meaningful, targeted health management programs

Accelerate adoption of health care technology for safer patient care

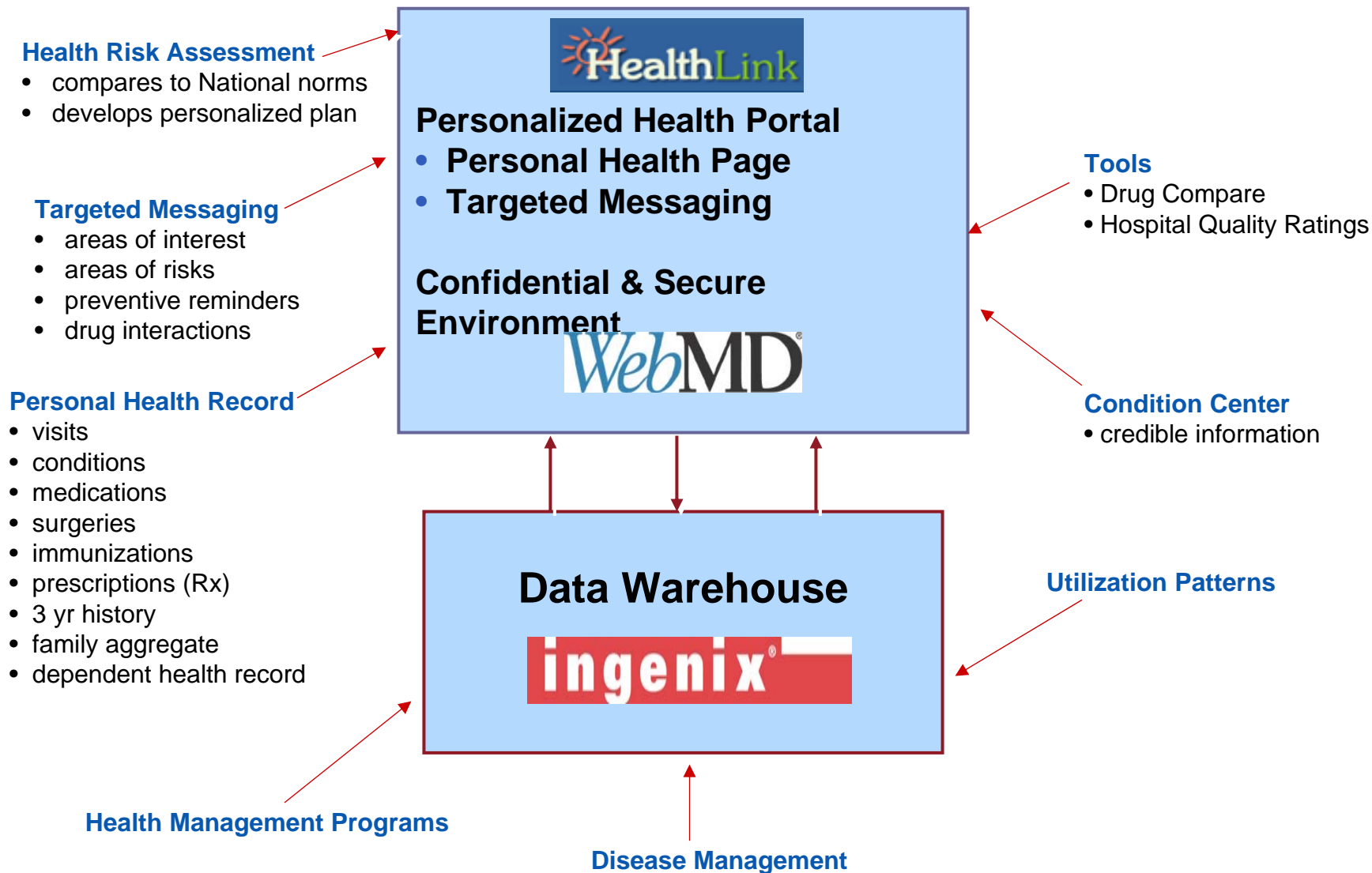
# A Framework For Action





**When information comes together  
everyone feels better .....**

# Integrate Technology To Drive Consumer Behavior



# Managing Hypertension High Touch – High Tech

# Hypertension

- A risk factor associated with cardiovascular disease
- Lost productivity
- Over a 2-year period, nearly 4,000 claimants with hypertension diagnosis
- Nearly \$3M in claim dollars
- About \$12.5M cardiovascular disease-type claims

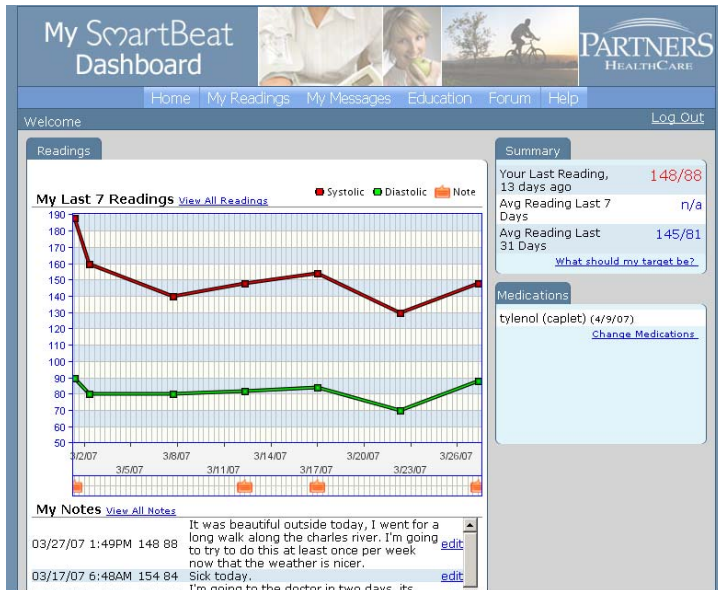
# Dietary Approaches To Stop Hypertension (DASH)

## High Touch

- EMC's first targeted health management program
- DASH is a partnership program between EMC and the Boston University School of Medicine, which helps individuals with hypertension by giving them access to a nutrition program aimed at lowering blood pressure
- Recommended by the American Heart Association and part of the government's dietary guidelines, DASH at EMC has had extremely positive results:
  - ✓ Drop in blood pressure (systolic/diastolic)
    - At 12 months: 5.9/2.4
    - At 24 months: 7.7/1.7
  - ✓ Average body fat loss 12%
  - ✓ Lower health care dollars spent



## High Tech



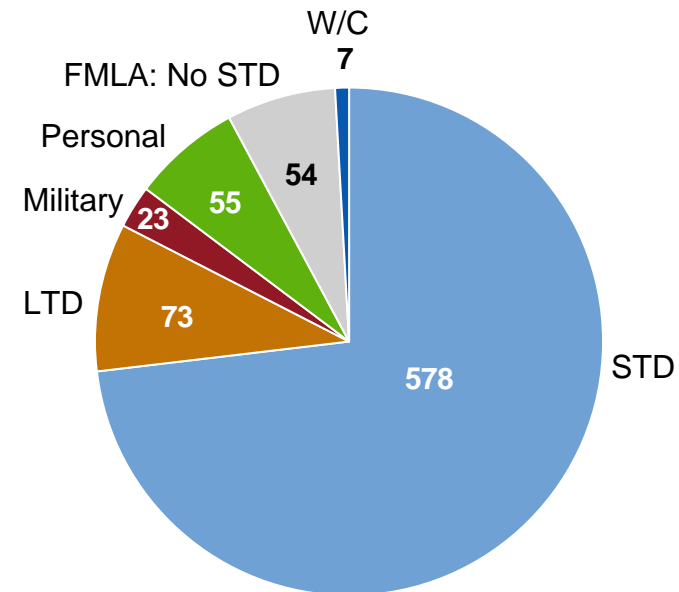
# SmartBeat

- Employees are given a wireless blood pressure cuff and access to a personalized website
- The website displays:
  - Blood pressure data graphically
  - Targeted educational content
  - Personalized messages based on blood pressure trends
- Employees can:
  - Enter in notes/comments along with their readings
  - Track their medications
  - Talk to others who have volunteered for the program in the online forum

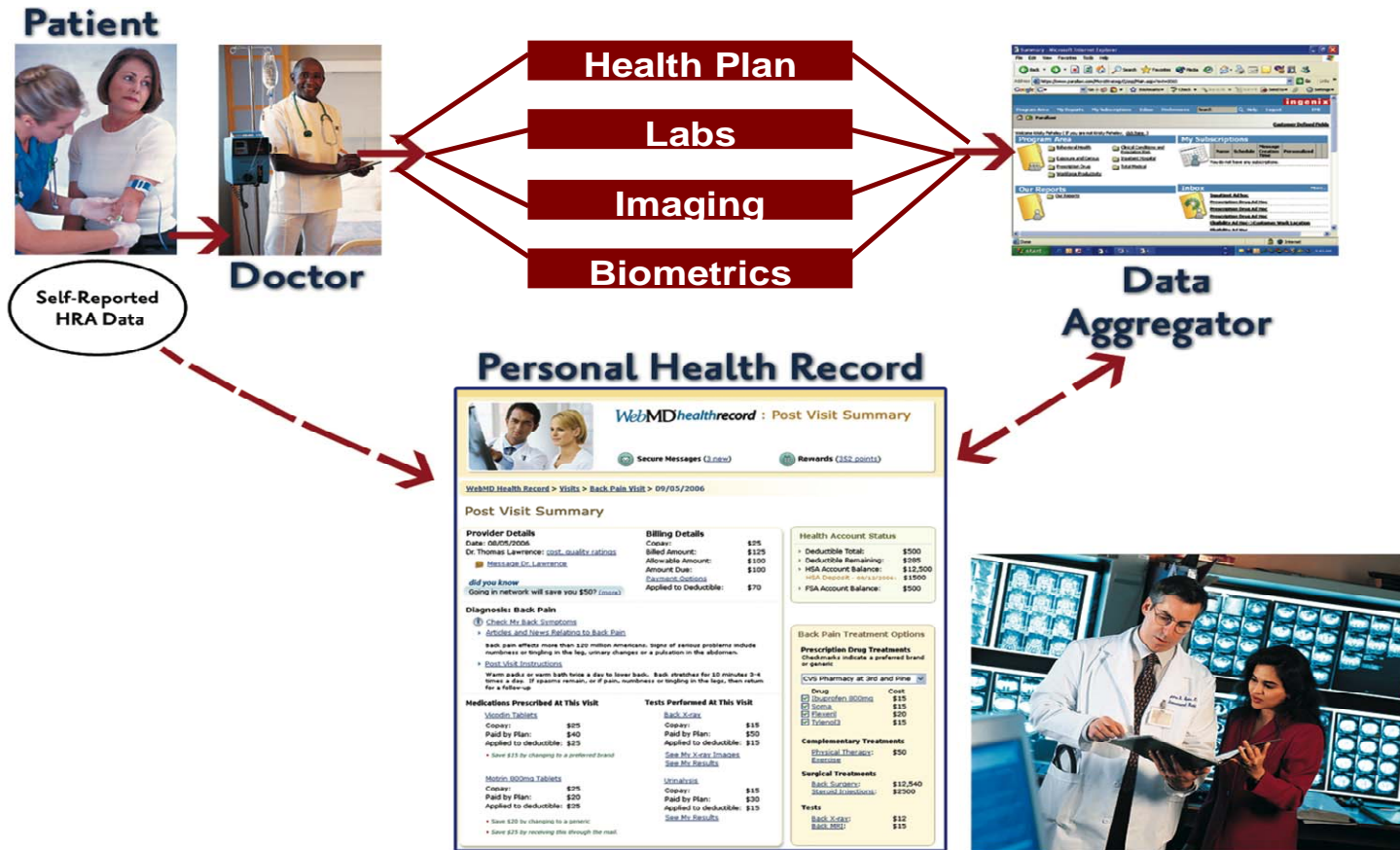
## Early indicators support EMC's direction...

- Approximately 400 employees will be signed up by summer 2008 (210 employees already in program)
- EMC locations have been randomly assigned as “control” or “intervention” sites
- Employees in the intervention group are extremely engaged
  - 6,000 blood pressure readings have been sent (3 per week)
  - 2,000 logins to the website (1 per week)
- Savings opportunity from direct claim cost, productivity improvement and increased engagement

## Over \$7M Paid Leave Claims



# Your Road to e-Health... The Evolution of PHR

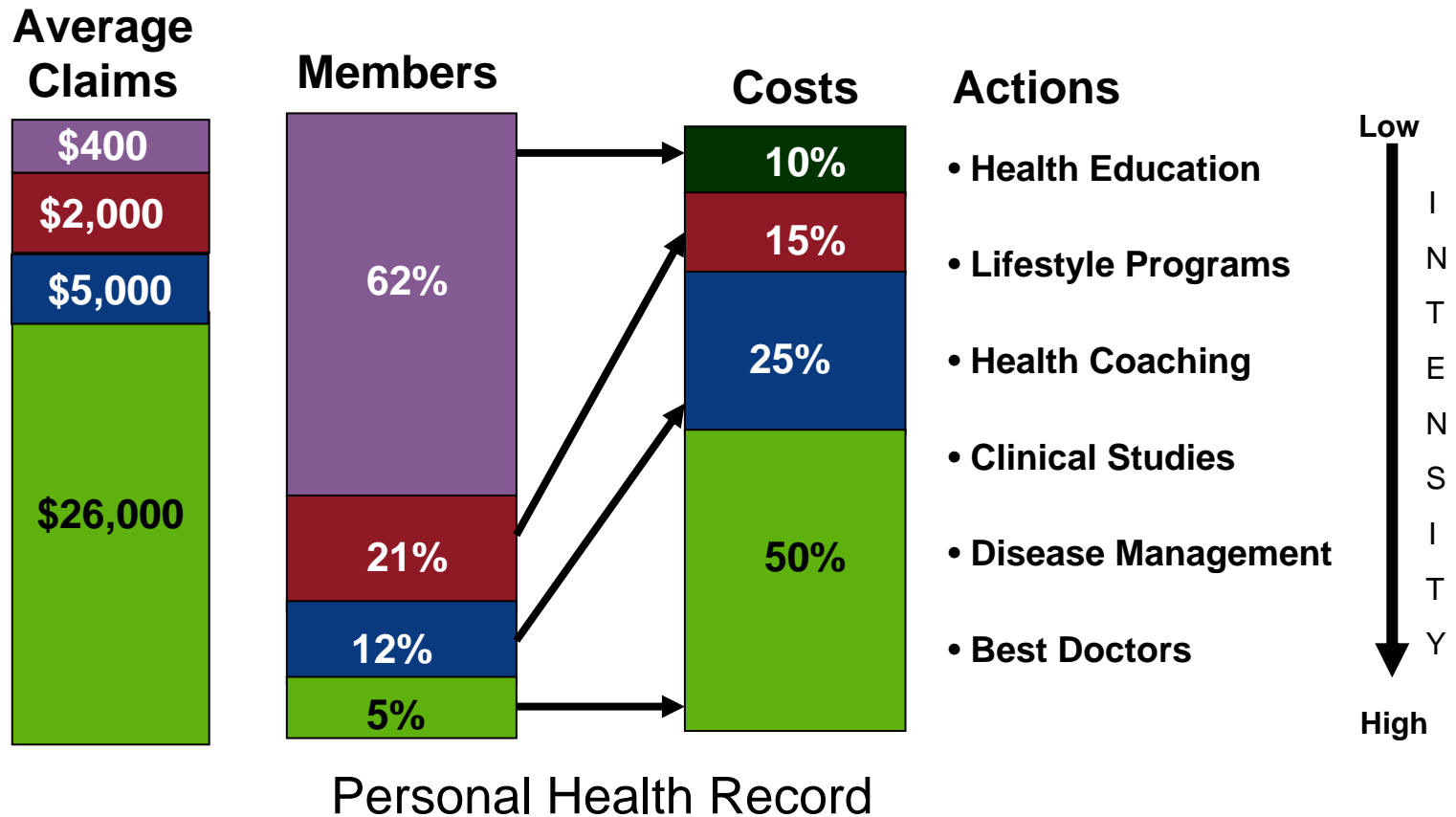


**EMC's PHR is fast evolving to include lab RESULTS data, access for providers selected by our members, and portability for our employee population.**

# Next Generation Health Record

- Lab Results
- Portability
- Interoperability
- Biometric Information
- Unique Temporary ID for Providers
- Imaging

## EMC—The Universe 17% Driving 75% of Cost



## Four Cornerstones for Health Care Improvement *CREATED IN 2005*

**1 Health IT Standards:** develop standards that enable health information systems to communicate and exchange data quickly and securely to protect patient privacy by connecting the system through the adoption of interoperable health information technology.

**3 Price Standards:** measure and publish price information so consumers can make confident decisions about their health care providers and treatment options.

### EMC's Leadership Position *SINCE 2002*

EMC was the first employer to introduce electronic **Personal Health Records (PHR)** to employees and family members. We continue to lead the way in employer-sponsored PHR, which will be our focus in 2008.

EMC is a member of **The Leapfrog Group**, an employer-led effort to improve quality in hospital/patient care. Programs provide information to help hospitals reduce preventable medical mistakes. These programs:

- improve hospital quality by reducing medical error;
- champion computerized order entry; and
- advocate referrals based on hospital quality ratings.

You may compare hospitals by accessing **Select Quality Care through Hospital Compare at HealthLink**, a web-based employee health management tool.

#### HealthLink provides:

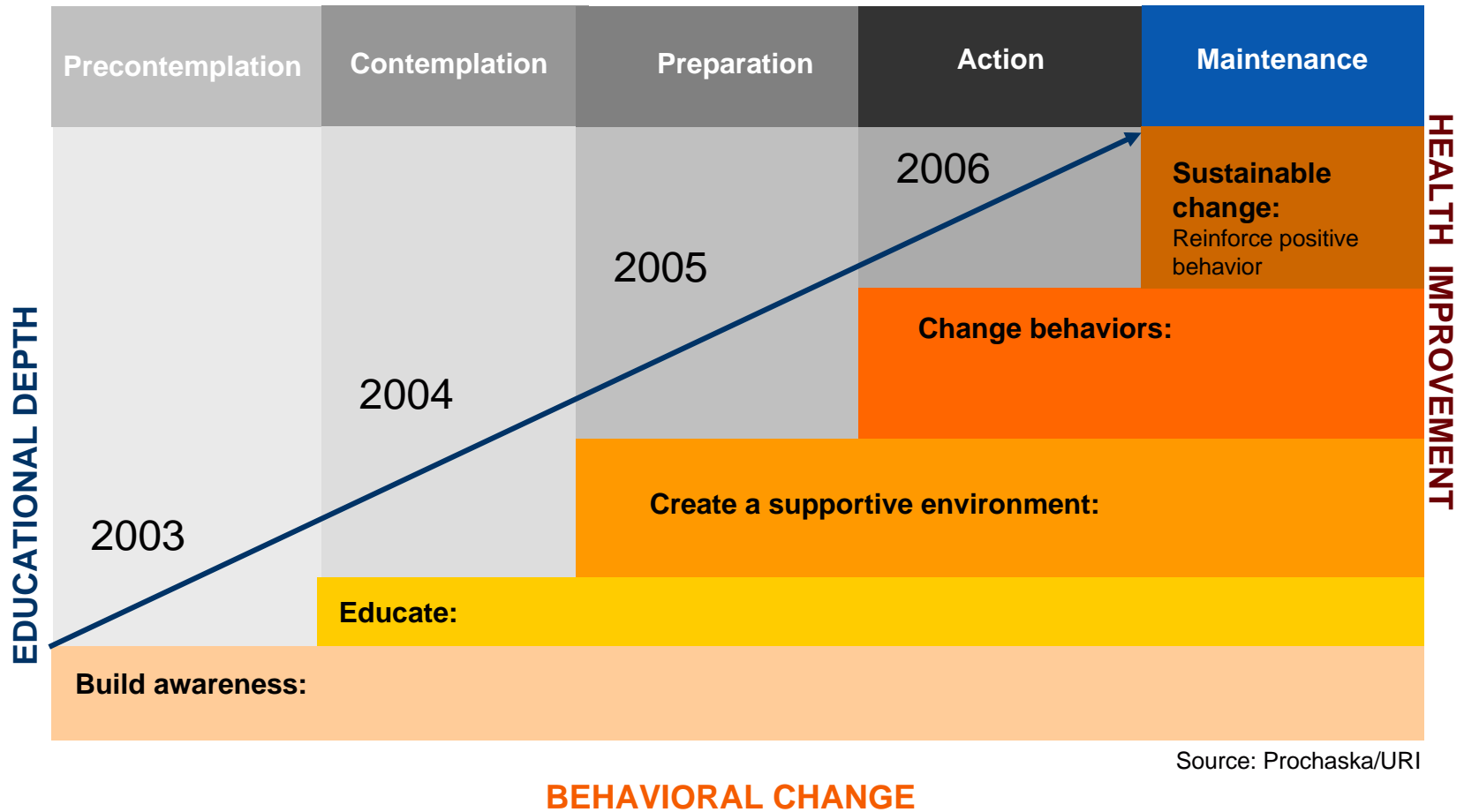
- Your Personal Health Record
- DrugCompare™: compares drug costs, and can be found through the Medication Center; and
- Cost Compare™: compares anticipated annual out-of-pocket expenses by health plan and calculates potential tax savings if you were to contribute to an FSA or HSA through Estimate My Costs.

EMC participates in **Bridges To Excellence<sup>®</sup>**, a program that recognizes and financially rewards health care providers who demonstrate they deliver safe, effective, efficient, and patient-centered care.

**2 Quality Standards:** measure and publish information on the quality of care so consumers can make confident decisions about health care providers and treatment options; also enables providers who are interested in improving the quality of care they deliver to compare themselves against a common standard.

**4 Incentives:** aligning incentives so that payers, providers, and patients benefit when care delivery is focused on achieving the best value of health care at the lowest cost.

# “When the Student is Ready to Learn... the Teacher Arrives”



# APPENDIX

# Personal Health Record (PHR)

Health Record - Microsoft Internet Explorer provided by EMC Corp

File Edit View Favorites Tools Help

where information lives

Back Search Favorites Media

Address [https://demo.webmdhealth.com/customx/record/lobby/lobby\\_record.aspx?toolid=58](https://demo.webmdhealth.com/customx/record/lobby/lobby_record.aspx?toolid=58) Links >>

HealthLink

PeopleLink Benefits

EMC Test family members | settings | log out search

Home My Electronic Health Record My Health Benefits Condition Centers Health Tools

Health Record

**QuickStart**

[Click here](#) to quickly add to your record.

**My Imported Information**

[Go to my imported information archives](#)

**View My Records**

Visits (7)  
Prepare summaries for my visits with care providers.

Conditions (3)

Medications (17)

Allergies

Surgeries (4)

Immunizations

Tests (9)

Coverage

Basics

**Family Health Files**

One secure place for my family's health information.

## Health Record

**Communicate**

- [Print or fax](#) my Health Record Summary

**Take Action**

- How can I view my [past activities](#)?

**Find Out**

- How can this tool [benefit me](#)?
- How is my information [kept private](#)?
- [What information](#) might be imported into my Health Record and how is it used?

**EMC Resources**

- Drug Interaction Checker (standard feature from WellMed)
- Drug Compare (need to provide link)
- Fitness Programs (will provide landing page link)
- [Achieve Solutions](#) [Achieve Solutions](#)

Done

Internet

# Personal Health Record (PHR)

My Visits Review - Microsoft Internet Explorer provided by EMC Corp

File Edit View Favorites Tools Help

where information lives

Back Forward Stop Home Search Favorites Media Print Mail News RSS

Address <https://demo.webmdhealth.com/visits/visitrev.aspx> Links >>

HealthLink PeopleLink Benefits

EMC Test family members | settings | log out  search

Home My Electronic Health Record My Health Benefits Condition Centers Health Tools

Health Record

Visits Conditions Medications Allergies Surgeries Immunizations Tests Coverage Basics

prepare for a visit Health Record summary how to

Reason	Date	Visit Type
Click on an item to edit, delete or view related information.		
<a href="#">Degenerative Arthritis</a>	11/21/2006	Office Visit
<a href="#">Rheumatoid Arthritis</a>	09/26/2006	Office Visit
<a href="#">Chronic Ischemic Heart Disease</a>	02/15/2006	Office Visit
<a href="#">Rheumatoid Arthritis</a>	04/04/2005	Office Visit
<a href="#">Rheumatoid Arthritis</a>	01/03/2005	Office Visit
<a href="#">Degenerative Arthritis</a>	11/21/2001	Office Visit
<a href="#">Chronic Ischemic Heart Disease</a>	02/15/2001	Office Visit

The contents of this Site, such as text, graphics, images, and other material contained on the Site ("Content") are for informational purposes only. The Content is not intended to be a substitute for professional medical advice, diagnosis, or treatment. Always seek the advice of your physician or other qualified health provider with any questions you may have regarding a medical condition.

[Copyright](#) | [Policies](#) | **WebMD** | [Medical Review](#) | [Feedback](#)

<https://demo.webmdhealth.com/visits/visitrev.aspx#> Internet

# Personal Health Record (PHR)

My Health Conditions Review - Microsoft Internet Explorer provided by EMC Corp

File Edit View Favorites Tools Help

where information lives

Back Forward Stop Home Search Favorites Media Print Mail

Address <https://demo.webmdhealth.com/record/probRev.aspx> Links >>

HealthLink

PeopleLink Benefits

EMC Test family members | settings | log out

Home My Electronic Health Record My Health Benefits Condition Centers Health Tools

Health Record

Visits **Conditions** Medications Allergies Surgeries Immunizations Tests Coverage Basics

add condition Health Record summary how to

Current Health Conditions	Date First Diagnosed▲
<a href="#">Chronic Ischemic Heart Disease</a> (2 entries)	02/15/2001
<a href="#">Degenerative Arthritis</a> (2 entries)	11/21/2001
<a href="#">Rheumatoid Arthritis</a> (4 entries)	01/03/2005

The contents of this Site, such as text, graphics, images, and other material contained on the Site ("Content") are for informational purposes only. The Content is not intended to be a substitute for professional medical advice, diagnosis, or treatment. Always seek the advice of your physician or other qualified health provider with any questions you may have regarding a medical condition.

[Copyright](#) [Policies](#) **WebMD** [Medical Review](#) [Feedback](#)

Done Internet

# Personal Health Record (PHR)

My Medications Review - Microsoft Internet Explorer provided by EMC Corp

File Edit View Favorites Tools Help

where information lives

Back Forward Stop Home Search Favorites Media Print Mail News RSS

Address <https://demo.webmdhealth.com/record/medrev.aspx> Links >>

HealthLink PeopleLink Benefits

EMC Test family members | settings | log out search

Home My Electronic Health Record My Health Benefits Condition Centers Health Tools

Health Record

Visits Conditions Medications Allergies Surgeries Immunizations Tests Coverage Basics

add medication check interactions Health Record summary how to

Current Medications	Date Dispensed
<a href="#">Coreq 12.5 mg Oral Tablet (2 entries)</a>	01/27/2006
<a href="#">BD Insulin Pen Needle UF Misc.(Non-Drug; Combo Route) Needle</a>	01/10/2006
<a href="#">Metformin 1,000 mg Oral Tablet</a>	01/03/2006
<a href="#">Avandia 4 mg Oral Tablet</a>	01/03/2006
<a href="#">BD Insulin Syringe UF II 1 mL 31 x 5/16 " Misc.(Non-Drug; Combo Route)</a>	01/03/2006
<a href="#">Plavix 75 mg Oral Tablet</a>	01/03/2006
<a href="#">Niaspan 1,000 mg Oral Tablet Sustained Release</a>	01/03/2006
<a href="#">One Touch Ultra Test In Vitro Strip</a>	01/03/2006
<a href="#">Digoxin 125 mcg Oral Tablet</a>	01/03/2006
<a href="#">Zocor 40 mg Oral Tablet</a>	01/03/2006
<a href="#">Enalapril Maleate 2.5 mg Oral Tablet</a>	01/03/2006
<a href="#">Lantus 100 unit/mL Subcutaneous Solution</a>	01/03/2006
<a href="#">Humalog 100 unit/mL Subcutaneous Solution</a>	01/03/2006
<a href="#">ERYTHROMYCIN</a>	04/07/2005
<a href="#">ATENOLOL</a>	04/05/2005
<a href="#">VYTORIN</a>	04/04/2005
<a href="#">ADDERALL XR</a>	03/31/2005

Past Medications	Date Dispensed
<a href="#">HYDROCHLOROTHIAZIDE</a>	04/05/2006
<a href="#">POTASSIUM CHLORIDE</a>	04/05/2006
<a href="#">TRIVORA-28</a>	03/26/2006
<a href="#">RISPERDAL</a>	04/07/2005
<a href="#">TRIAMTERENE W/HCTZ</a>	04/07/2005
<a href="#">ZITHROMAX (3 entries)</a>	04/05/2005
<a href="#">PSEUDOEPHEDRINE</a>	04/05/2005

<https://demo.webmdhealth.com/record/medrev.aspx> Internet

# Personal Health Record (PHR)

My Surgeries and Therapies Review - Microsoft Internet Explorer provided by EMC Corp

File Edit View Favorites Tools Help where information lives

Address <https://demo.webmdhealth.com/record/surgrev.aspx> Links >>

HealthLink PeopleLink Benefits

EMC Test family\_members | settings | log\_out search

Home My Electronic Health Record My Health Benefits Condition Centers Health Tools

Health Record

Visits Conditions Medications Allergies **Surgeries** Immunizations Tests Coverage Basics

add surgery Health Record summary how to

Surgeries and Therapies	Date of Service
<a href="#">Laparoscopic Gallbladder Removal</a>	11/03/2006
<a href="#">Joint Injection or Aspiration</a>	09/26/2006
<a href="#">Laparoscopic Gallbladder Removal</a>	11/03/2004
<a href="#">Joint Injection or Aspiration</a>	09/26/2001

The contents of this Site, such as text, graphics, images, and other material contained on the Site ("Content") are for informational purposes only. The Content is not intended to be a substitute for professional medical advice, diagnosis, or treatment. Always seek the advice of your physician or other qualified health provider with any questions you may have regarding a medical condition.

[Copyright](#) [Policies](#) WebMD [Medical Review](#) [Feedback](#)

Internet

# Personal Health Record (PHR)

My Test Results Review - Microsoft Internet Explorer provided by EMC Corp

File Edit View Favorites Tools Help

where information lives

Back Forward Stop Home Search Favorites Media Print Mail

Address <https://demo.webmdhealth.com/record/testrev.aspx> Links >>

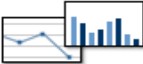
HealthLink PeopleLink Benefits

EMC Test family members | settings | log out  search

Home My Electronic Health Record ▾ My Health Benefits ▾ Condition Centers ▾ Health Tools ▾

Health Record

Visits Conditions Medications Allergies Surgeries Immunizations Tests Coverage Basics

 Use Trackers to chart your health measurements over time.

manage my trackers compare my trackers Health Record summary how to

My Trackers

<a href="#">Blood Pressure</a>	<a href="#">Blood Sugar</a>
<a href="#">Cholesterol (Total/LDL/HDL)</a>	<a href="#">Colorectal Screening</a>
<a href="#">Diet</a>	<a href="#">Prostate Cancer Screening</a>
<a href="#">Resting Heart Rate</a>	<a href="#">Stress</a>
<a href="#">Weight</a>	

add tests or measurements

Tests and Measurements	Date of Service ▾
Click on an item to edit, delete or view related information.	
<a href="#">EKG Report</a>	10/25/2006
<a href="#">GGTP Level (4 entries)</a>	09/26/2006
<a href="#">Liver Function Tests (5 entries)</a>	09/26/2006
<a href="#">Manual Sed Rate (3 entries)</a>	09/26/2006
<a href="#">Complete Blood Cell Count (3 entries)</a>	09/26/2006
<a href="#">Thyroid Stimulating Hormone Level (TSH Level) (2 entries)</a>	04/04/2006
<a href="#">Glycosylated Hemoglobin Level for Diabetes (2 entries)</a>	02/15/2006
<a href="#">Blood Lipid Panel</a>	02/15/2006
<a href="#">Creatinine Level (2 entries)</a>	02/15/2006

Done Internet

# Personal Health Record

Benefits - Healthcare Costs - Microsoft Internet Explorer provided by EMC

File Edit View Favorites Tools Help where information lives

Back Forward Stop Home Search Favorites Media Print Mail News RSS

Address <https://staging.webmdhealth.com/benefits/HealthCareCosts.aspx?toolid=508> Go

## My Estimated Healthcare Costs

Have questions? Call the 800# on the back of your medical card for questions regarding your claims.  
 The information below is updated with claims information from the health plans on a quarterly basis, **last updated on 09/26/2005**. The following plans do not participate: Fallon, Kaiser, Keystone and BCBS HMO CA. Pharmacy information is updated bi-weekly, **last updated on 04/07/2005**.

Family Costs below displays aggregate data only. If you choose to filter using the Quick Link Filters below, Family costs will be hidden and you will only see your health costs. To view Family Costs, click on All Charges in the Quick Link Filter box below.

### Total Estimated Costs 1/1/2005 - 10/14/2005

My Costs <small>info</small>				Cost of Service <small>info</small>	Total Costs <small>info</small>
Copay	Coinsurance	Deductible	Total		
\$480.63	\$ 0.00	\$ 0.00	\$480.63	\$2297.44	\$2778.07
<a href="#">view cost details</a>					

Family Costs <small>info</small>					
\$480.63	\$ 0.00	\$ 0.00	\$480.63	\$2297.44	\$2778.07

Select one or more of the filtering options below.

<b>Quick Link Filters</b> <small>info</small>	...or	<b>Advanced Filter Options</b> <small>info</small>
All Quick Links are Current Year		Filter Costs by Date Range:

Start | Internet

Benefits - Healthcare Costs - Microsoft Internet Explorer provided by EMC

# Personal Health Record – Details

Benefits - Cost Detail - Microsoft Internet Explorer provided by EMC Corp

**Cost Detail**

**Date:** 1/1/2005 - 10/14/2005    **Note:** Amounts reported are based on information provided by the Health Plans. Please refer to the 800# on the back of your medical card for all billing related issues. Claims information from the Health Plans is updated quarterly, **last updated on 09/26/2005**. Pharmacy information is updated bi-weekly, **last updated on 04/07/2005**.

**Services:** All

**Providers:** All

Date	Type of Service	Provider	My Cost	Cost of Service	Total Cost
04/07/2005	Pharmacy Charges	GEARY	\$ <u>8.38</u>	\$ 12.53	\$ 20.91
04/07/2005	Pharmacy Charges	GRUBBS	\$ <u>3.83</u>	\$ 21.23	\$ 25.06
04/07/2005	Pharmacy Charges	TAN	\$ <u>10.00</u>	\$ 13.08	\$ 23.08
04/07/2005	Pharmacy Charges	TAN	\$ <u>39.36</u>	\$185.41	\$224.77
04/05/2005	Pharmacy Charges		\$ <u>10.00</u>	\$ 35.42	\$ 45.42
04/05/2005	Pharmacy Charges		\$ <u>10.00</u>	\$ 59.06	\$ 69.06
04/05/2005	Pharmacy Charges		\$ <u>11.50</u>	\$ 61.89	\$ 73.39
04/05/2005	Pharmacy Charges	FISCHLER	\$ <u>10.14</u>	\$ 52.78	\$ 62.92
04/04/2005	Pharmacy Charges		\$ <u>9.65</u>	\$ 53.19	\$ 62.84
04/04/2005	Pharmacy Charges		\$ <u>19.09</u>	\$ 97.75	\$116.84
04/04/2005	Pharmacy Charges	MORTENSON	\$ <u>10.00</u>	\$ 83.41	\$ 93.41
04/04/2005	Pharmacy Charges	MORTENSON	\$ <u>15.33</u>	\$ 44.12	\$ 59.45
04/04/2005	Physician Charges	HEALTH ALLIANCE HOSP	\$ <u>0.00</u>	\$ 3.00	\$ 3.00
04/04/2005	Physician Charges	MARKS ALAN B. M.D.	\$ <u>0.00</u>	\$ 3.00	\$ 3.00
04/04/2005	Physician Charges	MARKS ALAN B. M.D.	\$ <u>5.00</u>	\$ 49.00	\$ 54.00
04/04/2005	Xray or Lab Charges	HEALTH ALLIANCE HOSP	\$ <u>0.00</u>	\$ 10.00	\$ 10.00
04/04/2005	Xray or Lab Charges	HEALTH ALLIANCE HOSP	\$ <u>0.00</u>	\$ 24.00	\$ 24.00
04/04/2005	Xray or Lab Charges	HEALTH ALLIANCE HOSP	\$ <u>0.00</u>	\$ 5.00	\$ 5.00
04/04/2005	Xray or Lab Charges	HEALTH ALLIANCE HOSP	\$ <u>0.00</u>	\$ 9.00	\$ 9.00
04/01/2005	Pharmacy Charges	GREGORY	\$ <u>9.29</u>	\$ 43.48	\$ 52.77
04/01/2005	Pharmacy Charges	MAGNE	\$ <u>10.00</u>	\$ 27.02	\$ 37.02
03/31/2005	Pharmacy Charges	COMBS	\$ <u>10.00</u>	\$ 24.85	\$ 34.85
03/31/2005	Pharmacy Charges	COMBS	\$ <u>10.00</u>	\$ 52.93	\$ 62.93
03/31/2005	Pharmacy Charges	COPELAND	\$ <u>11.50</u>	\$ 52.00	\$ 63.50

**HEALTH CARE COSTS & PRODUCTIVITY DRIVERS (AT A GLANCE)**

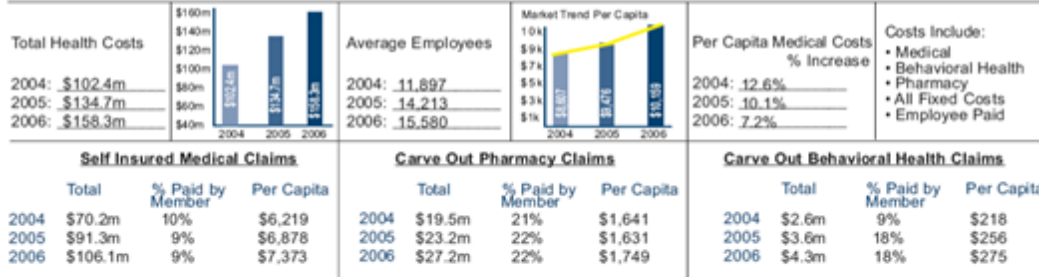
Overall Cost by Year

**SECTION I: HEALTH PLAN COSTS**



Health Plan Cost by Member

**SECTION IA: HEALTH PLAN COSTS - INCLUDING EMPLOYEE OUT-OF-POCKET EXPENSE**



**Data by Health Plan**

SI Health Plans	# of lives	% of total	total claims	% of total	per capita claims
BCBS of MA	4,162	26.7%	\$25,201,795	26.0%	\$6,055
HPHC	4,081	26.2%	\$26,111,496	27.0%	\$6,398
Tufts	1,648	10.6%	\$12,958,478	13.4%	\$7,863
UHC	4,501	28.9%	\$32,504,728	33.6%	\$7,222
All Fully Insured	1,188	7.6%	N/A	N/A	N/A
<b>Total</b>	<b>15,580</b>	<b>100.0%</b>	<b>\$96,776,497</b>	<b>100.0%</b>	<b>\$6,724</b>

Data is incurred and paid from 1/1/06 - 3/31/07

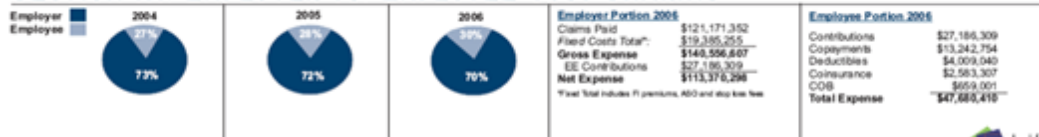
Demographics

**SECTION II: DEMOGRAPHICS**



Cost Sharing

**SECTION III: EMPLOYER VS. EMPLOYEE COST SHARING**



Top 10 Hospitals

Top 10 Diagnosis

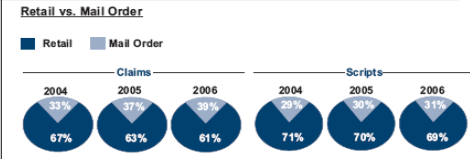
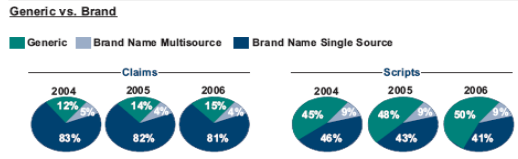
HEALTH CARE COSTS & PRODUCTIVITY DRIVERS (AT A GLANCE)

SECTION IV: MOST FREQUENTLY USED (PERIOD OF INCURRED AND PAID 1/1/06 TO 3/31/07)

Top 10 Hospitals			Top 10 Diagnosis		
	Paid Amount	% of Total \$/Admission		Paid Amount	% of Total
1. UMass Memorial Medical	\$2,332,974	8.1%	1. Musculoskeletal and Connective Tissue	\$15,052,377	15.6%
2. Massachusetts General Hospital	\$1,212,953	4.2%	2. Factors Influencing Health Status <sup>7</sup>	\$13,198,473	13.7%
3. Brigham and Women's Hospital	\$1,147,577	4.0%	3. Digestive System	\$8,476,783	8.8%
4. Children's Hospital Boston	\$1,143,823	4.0%	4. Pregnancy	\$8,022,291	8.3%
5. Newton-Wellesley Hospital	\$980,802	3.4%	5. Circulatory System	\$6,865,004	7.1%
6. Metrowest Medical Center	\$935,906	3.2%	6. Ear, Mouth and Throat	\$6,240,608	6.5%
7. Beth Israel Deaconess	\$759,801	2.6%	7. Skin	\$6,010,208	6.2%
8. Milford Regional Medical Center	\$756,388	2.6%	8. Nervous System	\$5,803,491	6.0%
9. New England Medical Center	\$569,024	2.0%	9. Female Reproductive	\$3,837,081	4.0%
10. Mount Auburn Hospital	\$477,273	1.6%	10. Respiratory System	\$3,651,052	3.8%
All Others	\$18,637,692	64.4%	All Others	\$19,324,213	20.0%
<b>Total</b>	<b>\$28,954,213</b>	<b>100.0%</b>	<b>Total</b>	<b>\$96,481,581</b>	<b>100.0%</b>

Top 15 Drug Names	Therapeutic Class	Treatment Use	PBM Tier	Paid Amount	% of Total	\$/Script
1. Lipitor	Lipotropics	Cholesterol Lowering	II	\$1,089,481	4.9%	\$115
2. Nexium	Anti-Ulcer Preps	Stomach Acid/GI	II	\$841,123	3.8%	\$188
3. Enbrel	Antiarthritics	Inflammation	II	\$501,457	2.3%	\$2,446
4. Singulair	Bronchial Dilators	Asthma	II	\$445,306	2.0%	\$99
5. Zoloft	Antidepressants	Depression	II	\$371,108	1.7%	\$87
6. Advair Diskus	Bronchial Dilators	Asthma	II	\$356,268	1.6%	\$177
7. Effexor XR	Antidepressants	Depression	II	\$305,941	1.4%	\$135
8. Zyrtec	Antihistamines	Allergies	II	\$289,823	1.3%	\$56
9. Zocor	Lipotropics	Cholesterol Lowering	II	\$287,054	1.3%	\$169
10. Wellbutrin XL	Antidepressants	Depression	II	\$282,254	1.3%	\$141
11. Lamictal	Anticonvulsants	Seizures	II	\$266,264	1.2%	\$286
12. Copaxone	Miscellaneous	Multiple Sclerosis	II	\$258,683	1.2%	\$3,749
13. Gonal-F RFF	Other Hormones	Infertility	II	\$235,627	1.1%	\$2,244
14. Follistim AQ	Other Hormones	Infertility	III	\$224,028	1.0%	\$2,175
15. Lovenox	Anticoagulants	Blood Clots	II	\$218,161	1.0%	\$1,226
All Others				\$16,173,076	73.0%	\$53
<b>Total</b>				<b>\$22,145,652</b>	<b>100.0%</b>	<b>\$65</b>

Top 10 Therapeutic Class	Treatment Use	Paid Amount	% of Total	\$/Script
1. Antidepressants	Depression	\$2,129,885	9.6%	\$79
2. Lipotropics	Cholesterol Lowering	\$1,949,322	8.8%	\$113
3. Anti-Ulcer Preps	Stomach Acid/GI	\$1,822,212	8.2%	\$121
4. Other Hormones	N/A	\$1,403,948	6.3%	\$740
5. Miscellaneous	N/A	\$1,182,978	5.3%	\$153
6. Bronchial Dilators	Asthma	\$1,126,219	5.1%	\$70
7. Anticonvulsants	Epilepsy	\$881,162	4.0%	\$128
8. Antiarthritics	Inflammation	\$821,035	3.7%	\$95
9. Diabetic Therapy	Diabetes	\$706,125	3.2%	\$90
10. Antihistamines	Allergies	\$672,272	3.0%	\$57
All Others		\$9,450,493	42.7%	\$46
<b>Total</b>		<b>\$22,145,652</b>	<b>100.0%</b>	<b>\$68</b>



Top 10 Therapeutic Class